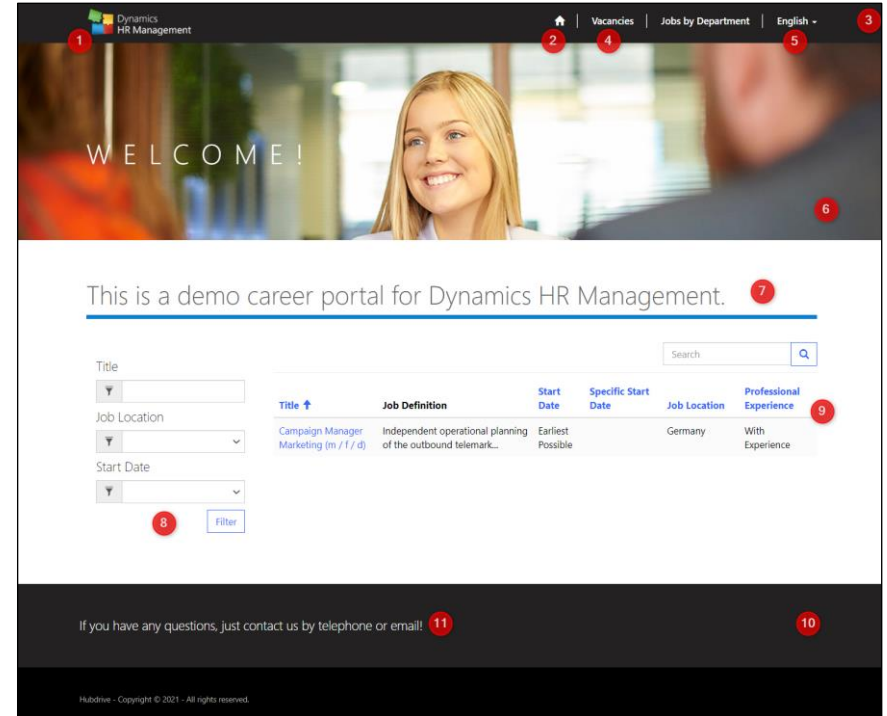


# Recruiting Portal Customizations Checklist

HR Management for Microsoft Dynamics 365

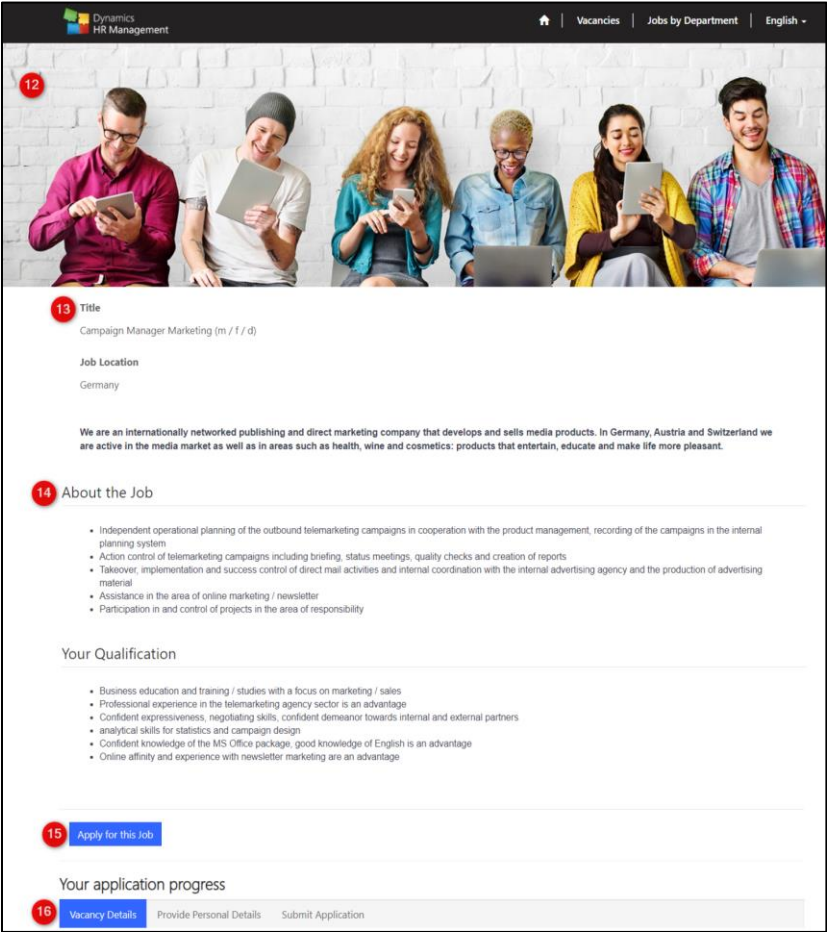
# Homepage

Nr	Title	Requirement
1	Logo	Please provide us with a logo size (167px by 43px).
2	Home button	Provide URL where link should go to.
3	Navigation bar	Provide HTML Color code of the top bar.
4	Vacancies button	Provide URL to where link should go to. The default is general vacancies page.
5	Language selector	Define the supported languages.
6	Header image	Provide us with the header image (height: 400 px).
7	Title	Provide us with the title text.
8	Filter search	The filter search can be enabled or disabled. Define the filters to be displayed for an easy job search.
9	Vacancies body	Define the columns to be displayed and their titles.
10	Footer bar	Provide HTML Color code of the bottom bar.
11	Footer text	Define the text for the footer.




# Job Description

Nr	Title	Requirement
12	Header image	Please provide us with the header image – height 450px.
13	Labels text	Specify the text for the labels. Specify the size for the labels.
14	Titles text	Specify the text for each title.
15	Apply button	Specify text for the button
16	Application bar	Provide text for the application processbar



# Vacancies

Nr	Title	Requirement
17	Initiative Application button	Please provide us with the specific text and HTML color code.



Initiative Application 17

Title

Job Location

Start Date

Filter

Title ↑

Job Definition

Sales Manager

Achieve growth successfully mar

Sales Manager

Achieve growth successfully mar

# Application Form

Nr	Title	Requirement
18	Title text	Please specify the text for the title.
19	Agreement checkboxes text	Provide the specific text for the agreements check-boxes ( <b>till 100 characters</b> ).

Dynamics  
HR Management

Vacancies

Jobs

General18

Suffix

First Name

Middle Name

Birthday

Last Name \*

Contact Details

Mobile Phone

Email Address \*

Home Phone

Address

Street (Private)

ZIP/Postal Code (Private)

City (Private)

☐ I agree to the usage of my data within the application process \*


☐ I agree to the storage and usage of my data for an applicant pool and for suitable future positions


Next

19

# Submit Application Page

Nr	Title	Requirement
20	Title text	Please specify the text for the title.





Summary

20

Found on

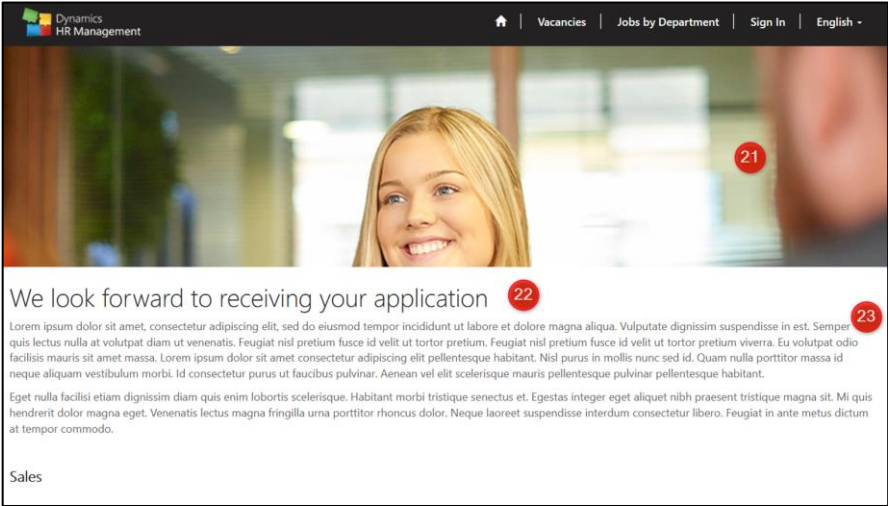
Earliest Start Date

Notice Period



# Jobs by Department

Nr	Title	Requirement
21	Header image	Please provide us with the header image (height: 450px).
22	Title	Please specify the text for the title. Default is "We look forward to receiving your application"
23	Text	Provide us with the text for the jobs by department page.

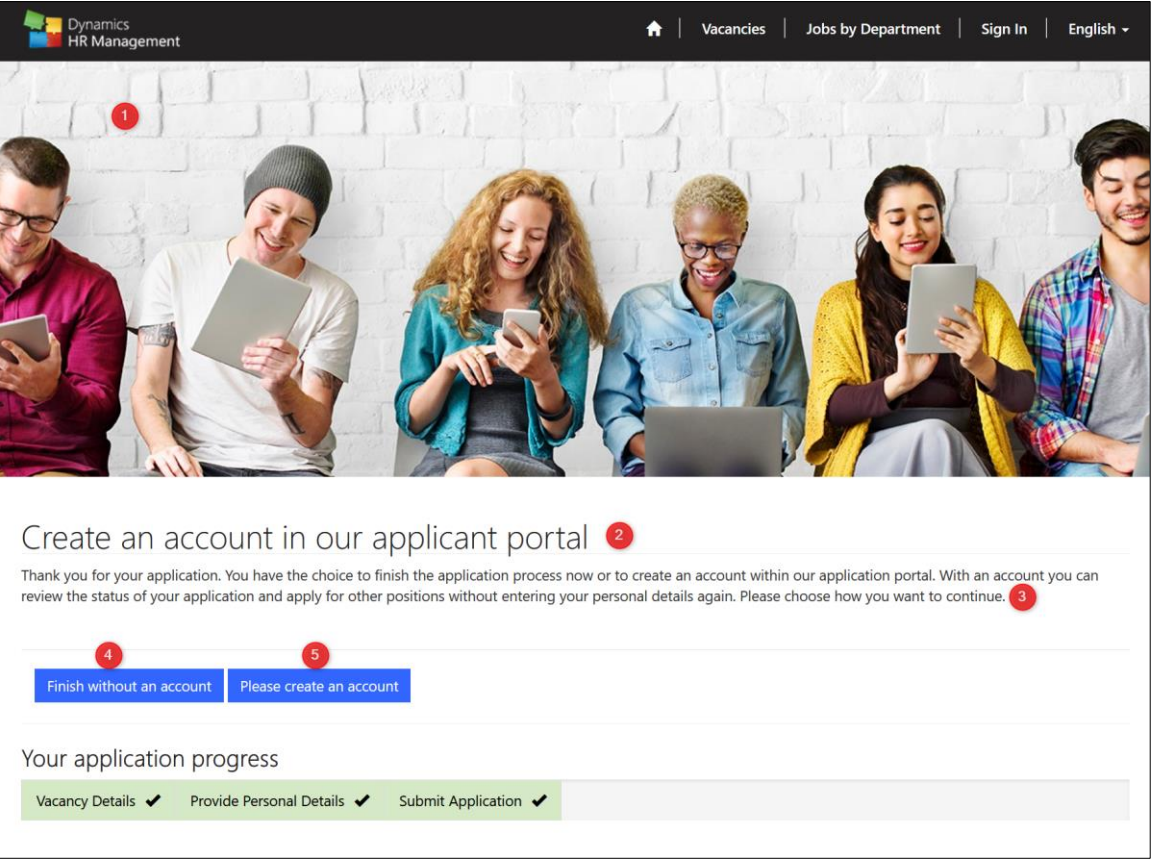


# Sign In Functionality

HR Management for Microsoft Dynamics 365




# Create an account



Nr	Title	Requirement
1	Header Image	Please provide us with the header image – height 450px.
2	Title text	Specify the text for the title.
3	Text	Specify the text.
4	Finish Button	Specify the text for the button.
5	Create button	Specify the text for the button.

# User Profile

## Profile



User Profile

Personal Details

Security

Change password

Your email requires confirmation.

Confirm Email

### Your information

First Name \*

—

Last Name \*

f

Preferred Language

How may we contact you? Select all that apply.

☒ Email

☒ Phone

Update

Nr	Title	Requirement
1	General	Specify which fields should be on the „Profile“ page.

Personal Data 1

General Info

Salutation

Suffix

First Name

Gender

Unknown

Middle Name

Language

Last Name \*

f

2 JOB HISTORY

Create

Title Employer Start Date Employment (years)

There are no records to display.

3 EDUCATION

Create

Certificate Achieved on Valid until

There are no records to display.

Personal Data

Birthday

Birthplace

Age

Marital Status

Contact Details

Mobile Phone

Home Phone

Email Address \*

vera@hotmail.ru

Business Phone

Social Networks

LinkedIn Profile URL

Xing Profile URL

Facebook Profile URL

Skype Id

Address

Street (Private)

State/Province (Private)

Street Details (Private)

Country/Region (Private)

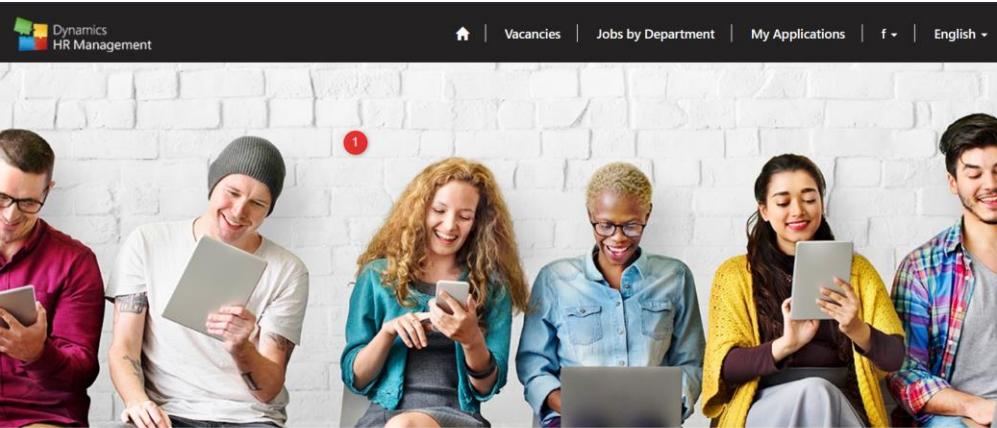
ZIP/Postal Code (Private)

Post Office Box (Private)

# Personal Details

Nr	Title	Requirement
1	General	Specify which fields should be under Personal Data.
2	Job History	Specify columns for Job History.
3	Education	Specify columns for Education.

# My Applications



Nr	Title	Requirement
1	Header image	Please provide us with the header image – height 450px.
2	Draft	Specify the columns for Draft Applications.
3	Submitted	Specify the columns for Submitted Applications.

## Applications

2

Draft Applications

Vacancy ↑

Received On

There are no records to display.

3

Submitted Applications

Vacancy ↑

Received On

Status Reason

Fullstack Developer - R&D - 3

8/3/2021

1: New